


Connecting RGB flex strip to RGB flex strip


Reel-to-reel solder-less connection with Butt Connectors

Step #1: Place flex strips end-to-end with wires sticking straight up.





Step #2: Cut off both pairs of wires, leaving 1½” of wire on each strip.

Step #3: Pull smaller wires apart. Then, twist same colors together.



Step #4: Make a connection by inserting a pair of like-colored wires the entire way into the butt connector. With them inserted the whole way, crimp the butt connector with Channel-Lock or Robo-Grip type pliers.



Step #5: Repeat the process (two wires per butt connector) for all of the remaining colored wire pairs.



USLED SUPPLY.COM